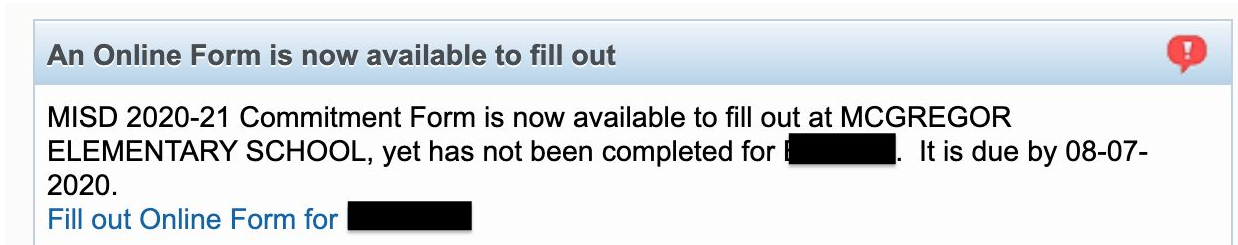


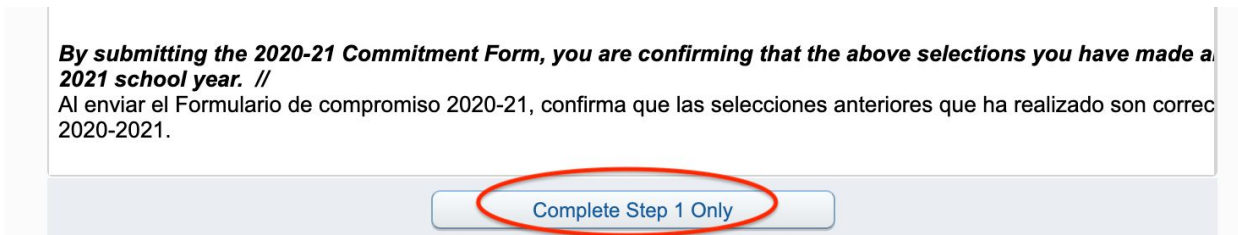
MCGREGOR ISD COMMITMENT FORM 2020-21

Tips to Complete Form

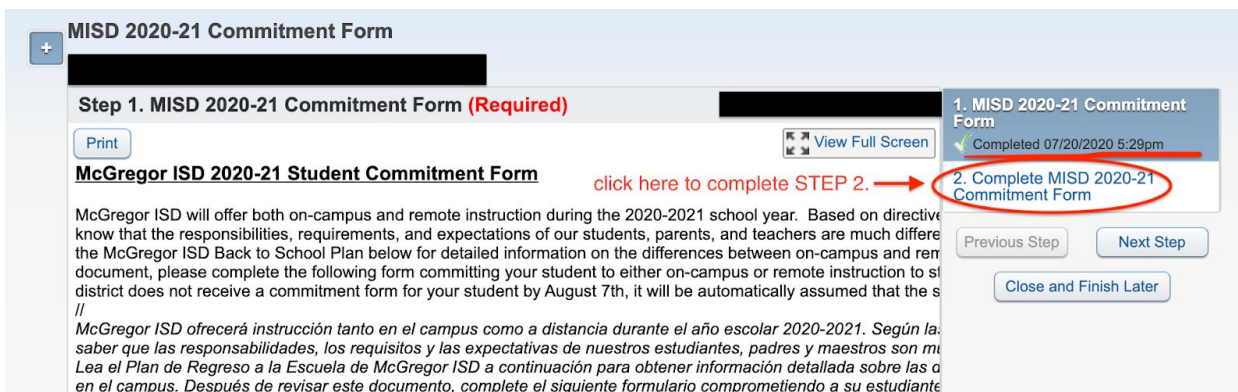
1) Login to your Skyward Family account. You will see a message appear that says there is a new form for you to complete (McGregor ISD Commitment Form 2020-21). If you do not see this message, look on the left hand side of your home page and click the Online Forms link. You will see the McGregor ISD Commitment Form 2020-21 listed.



2) Read each question and click the box under the question to select your answer. When you have answered all questions, you must click the **COMPLETE STEP 1 ONLY** button at the bottom of the form in order to go to the next page of the form.



3) On the right hand side of the page, click the link **"2. COMPLETE MISD 2020-21 COMMITMENT FORM"** to continue.



4) At the bottom of this page, click the button “**SUBMIT MISD 2020-21 COMMITMENT FORM**” to finish and submit your form.

Step 2. Complete MISD 2020-21 Commitment Form (Required)
By completing MISD 2020-21 Commitment Form, you are confirming that the Steps below have been finished.
Are you sure you want to complete MISD 2020-21 Commitment Form for [REDACTED]

Review MISD 2020-21 Commitment Form Steps
Step 1) MISD 2020-21 Commitment Form Completed [REDACTED]

Guardian Name: [REDACTED] Guardian Address: [REDACTED]

Submit MISD 2020-21 Commitment Form ← click SUBMIT to complete the form and submit the form.

1. MISD 2020-21 Commitment Form
✓ Completed [REDACTED]

2. Complete MISD 2020-21 Commitment Form

Previous Step Next Step

Close and Finish Later